



National Central Cooling Company PJSC

1 February 2016

2015 Results Presentation



Disclaimer

- These materials have been prepared by and are the sole responsibility of the National Central Cooling Company PJSC, 'Tabreed' (the "Company"). These materials have been prepared solely for your information and for use at the call/presentation to be made on 1 February 2016. By attending the meeting/call where this presentation is made, or by reading the presentation slides, you agree to be bound by the following limitations
- These materials are confidential and may not be further distributed or passed on to any other person or published or reproduced, in whole or in part, by any medium or in any form for any purpose. The distribution of these materials in other jurisdictions may be restricted by law, and persons into whose possession this presentation comes should inform themselves about, and observe, any such restrictions
- These materials are for information purposes only and do not constitute a prospectus, offering memorandum or offering circular or an offer to sell any securities and are not intended to provide the basis for any credit or any third party evaluation of any securities or any offering of them and should not be considered as a recommendation that any investor should subscribe for or purchase any securities. The information contained herein has not been verified by the Company, its advisers or any other person and is subject to change without notice and past performance is not indicative of future results. The Company is under no obligation to update or keep current the information contained herein
- No person shall have any right of action (except in case of fraud) against the Company or any other person in relation to the accuracy or completeness of the information contained herein. Whilst the Company has taken all reasonable steps to ensure the accuracy of all information, the Company cannot accept liability for any inaccuracies or omissions. All the information is provided on an "as is" basis and without warranties, representations or conditions of any kind, either express or implied, and as such warranties, representation and conditions are hereby excluded to the maximum extent permitted by law
- The merits or suitability of any securities to any investor's particular situation should be independently determined by such investor. Any such determination should involve inter alia, an assessment of the legal, tax, accounting, regulatory, financial, credit and other related aspects of any securities
- No person is authorized to give any information or to make any representation not contained in and not consistent with these materials and, if given or made, such information or representation must not be relied upon as having been authorized by or on behalf of the Company
- These materials are not intended for publication or distribution to, or use by any person or entity in any jurisdiction or country where such distribution or use would be contrary to local law or regulation. The securities discussed in this presentation have not been and will not be registered under the U.S. Securities Act of 1933, as amended (the Securities Act) and may not be offered or sold except under an exemption from, or transaction not subject to, the registration requirements of the Securities Act. In particular, these materials are not intended for publication or distribution, except to certain persons in offshore transactions outside the United States in reliance on Regulation S under the Securities Act
- These materials contain information regarding the past performance of the Company and its subsidiaries. Such performance may not be representative of the entire performance of the Company and its subsidiaries. Past performance is neither a guide to future returns nor to the future performance of the Company and its subsidiaries
- These materials contain, or may be deemed to contain, forward-looking statements. By their nature, forward-looking statements involve risks and uncertainties because they relate to events and depend on circumstances that may or may not occur in the future. The future results of the Company may vary from the results expressed in, or implied by, the following forward looking statements, possibly to a material degree. Any investment in securities is subject to various risks, such risks should be carefully considered by prospective investors before they make any investment decisions. The directors disclaim any obligation to update their view of such risks and uncertainties or to publicly announce the result of any revision to the forward-looking statements made herein, except where it would be required to do so under applicable law



Agenda

A | Introduction and Performance Highlights – Jasim Thabet, CEO

B | Financial Results – Steve Ridlington, CFO

C | Conclusion – Jasim Thabet, CEO

Robust results delivered in 2015



Commercial and Operational Performance

- Providing 974kRT of cooling – 8% annual growth since 2012
- 35KRT added in 2015 and ~100 kRT of new contracted capacity under construction
- 1.3 billion KWh of electricity saved in 2015, reducing CO₂ emissions by 650,000 tons



Financial Performance

- Net Income growing at 13% since 2012
- 2015 Net Income 6% higher, reaching AED 345m
- Share of results of equity investments grew 16% in 2015 to AED 99m led by Qatar Cool and Saudi Tabreed
- Long-term project financing deal signed with ENBD, loan drawdown in 2016 to reimburse construction cost



Increased Shareholder Value

- Capital structure optimized during the year through substitution of Bonds with debt
- Successful MCB repurchase in July 2015, resulting in 758m shares being bought back driving 19% increase in EPS
- Tabreed's Board of Directors to recommend 6 fils dividend, up from 5 fils in 2014

Robust performance driven by sizeable presence across GCC and increase in dividends to shareholders

An environmentally friendly Company operating across GCC to deliver shareholder returns

As an integral part of the region's growth, Tabreed will be the leading utility company, delivering and operating district cooling infrastructure, while creating sustainable value for our shareholders as we maintain the comfort of the communities we serve.

1

EFFICIENT AND ENVIRONMENT FRIENDLY OPERATION

We harness the most efficient technology and utilize our extensive experience to deliver reliable and energy efficient cooling solutions that are environmentally friendly

2

SHAREHOLDER RETURNS

We generate sustainable long-term returns for our stakeholders

3

BE A REGIONAL LEADER

As the region's preferred provider of cooling solutions, we focus on our customers' needs and deliver comfort, value and service to all the communities we serve.

Tabreed at a glance

One of the world's largest district cooling companies


69 plants in the GCC



974 kRT delivered to clients




Equivalent to cooling 97 towers the size of Burj Khalifa




Greater reliability compared to conventional cooling and positive environmental impact

1.3 billion kWh annual reduction in electricity consumption through Tabreed's DC services




=

Enough energy to power 44,000 homes in the UAE every year





650,000 tons eliminated of CO₂ emissions









=

The equivalent of removing 130,000 cars from our streets every year



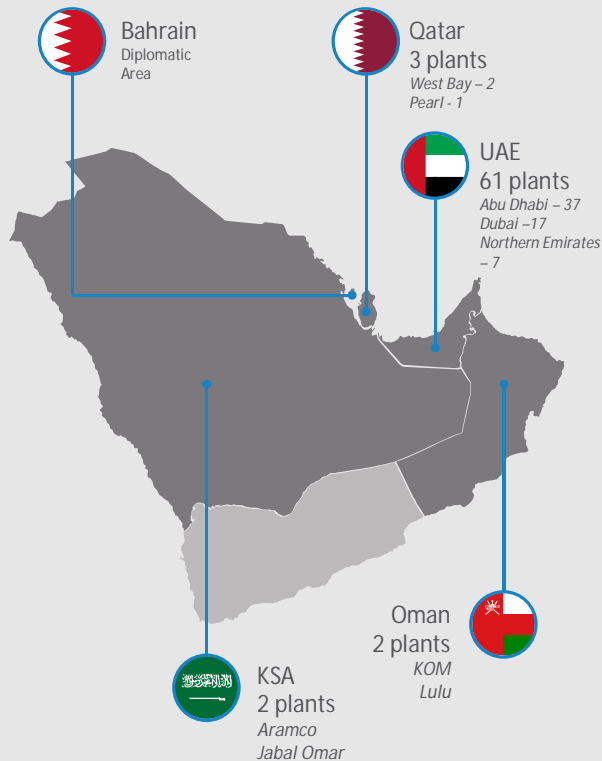
Iconic projects

- 
ClevelandClinic
Abu Dhabi
- 
Yas Mall
- 
Dubai
Metro
- 
Sheikh Zayed Grand
Mosque
- 
The Pearl
Qatar
- 
Jabal Omar Project
The Holy City of Mecca

The only listed DC Company in GCC and operating across the region

5 Countries | 69 Plants | 974 kRT

- Only listed DC company in GCC markets
- Uniform utility infrastructure model implemented across GCC
- Long term contracts underpinning stability of earnings and returns for shareholders



National Central Cooling Company and its UAE investments

- 52 wholly owned plants, 9 held through associates and joint ventures
 - Plants in 6 emirates of the UAE - Abu Dhabi, Dubai, Ajman, RAK, Sharjah and Fujairah
 - 690 kRT delivered to clients including some of UAE's most prominent landmarks
- Landmark Projects: Dubai Metro, Sheikh Zayed Grand Mosque, Yas Island, Al Maryah Island, Etihad Towers

Qatar District Cooling Company (Tabreed 44%)

- Joint Venture with United Development Company
 - Owns and operates the world's largest 130 kRT DC Plant on The Pearl (102 kRT)
 - Also owns and operates 2 DC plants and a concession in Qatar's West Bay (81 kRT)
- Landmark Projects: The Pearl - Qatar, West Bay

Saudi Tabreed District Cooling Company (Tabreed 25%)

- Partnership with ACWA Power and Al Mutlaq
 - Owns and operates first significant DC plant in KSA - Saudi Aramco (32 kRT) & DC plant in the Holy City of Mecca (34 kRT)
 - Operates the DC plant servicing the landmark KAFD development (50 kRT)
 - Significant growth opportunities
- Landmark Projects: Saudi Aramco, Jabal Omar Development

Bahrain District Cooling Company (Tabreed 90%)

- Partnership with Esterad, A.A. Bin Hindi and others
 - Owns and operates 1 DC plant (22 kRT)
 - Plant runs using sea water to provide cooling to the most prestigious developments in Bahrain
- Landmark Projects: Reef Island, Financial Harbour, World Trade Centre

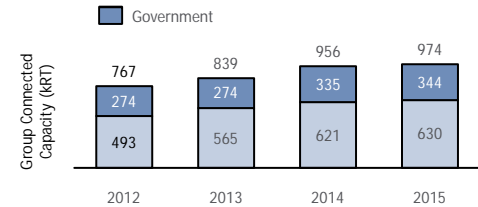
Tabreed Oman (Tabreed 60%)

- A partnership between Tabreed and prominent Omani shareholders
 - Owns and operates 2 plants serving Knowledge Oasis Muscat, Military Technical College and Lulu (12 kRT)
- Landmark Projects: Knowledge Oasis Muscat and Lulu Mall

2015 Performance

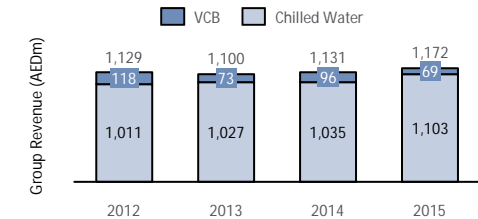
Long-term contracts with credit worthy customers

- Providing 974kRT of cooling across GCC– growing 8% annually since 2012
- Long term price certain contracts (~25 years) ensuring stability in earnings
- Over 50% of UAE capacity contracted to Government clients
- Contracts renewed/extended with key clients such as UAE Armed Forces and Aldar in the recent past



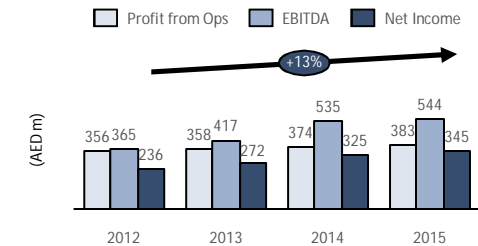
Revenue growth from continued focus on core business

- 94% of Group Revenue is from Chilled Water (2014: 91%)
- Total Group Revenue up 4% to AED 1,172m (2014: AED 1,131m)
- Chilled water revenue up 7% due to new connections and pass through of utility cost in 2015
- Over 35kRT of new connections during the year in Qatar, Saudi and Oman



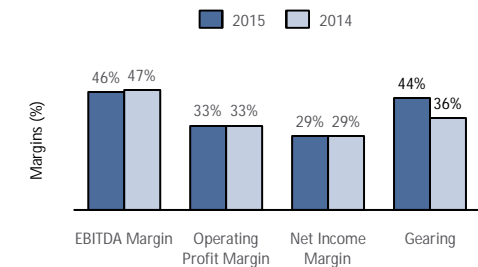
Strong operating performance and financial position

- Predictability in earnings driven by capacity charges
- Increasing profitability driven by economies of scale and cost control
- Net Income and EBITDA growing at 13% and 14% respectively
- 2015 Net Income 6% higher despite AED18m of additional finance cost from MCB repurchase debt
- 43% leverage – approaching global utility industry averages



Value to shareholders

- One of the few listed regional utilities and only DC company operating across GCC
- EPS of 11 fils/share – 19% higher than 2014 due to MCB repurchase
- 20% increase in dividend payout in 2015 to 6 fils per share, dividend yield in the top 10 for DFM for the past 3 years
- Over 100kRT of contracted projects currently under construction in UAE (Dubai Parks and others), Qatar and Oman



Stable utility infrastructure business with strong cash flows that continues to deliver earnings growth and dividends



Agenda

A | Introduction and Performance Highlights – Jasim Thabet, CEO

B | **Financial Results – Steve Ridlington, CEO**

C | Conclusion – Jasim Thabet, CEO

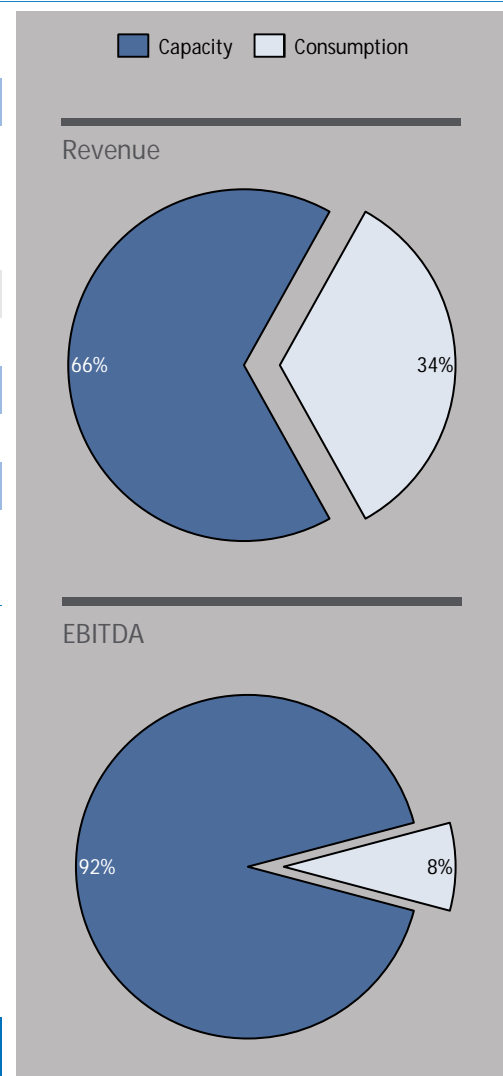
Stable core business model delivering consistent performance

Profit Statement (% of revenue)

	Capacity (fixed)	Consumption (variable)	Total
<u>Revenue</u>	66	34	100
Utility Costs	-	(31)	(31)
Plant operation & maintenance	(8)	-	(8)
Depreciation & amortisation	(15)	-	(15)
Gross Profit	43	4	47
Corporate overheads	(14)	-	(14)
<u>Profit from Operations</u>	29	4	33
Add back: depreciation & amortisation	15	-	15
<u>EBITDA</u>	44	4	48
	66%	10%	47%

Billing structure and profitability

- Tabreed bills customers for capacity (fixed) charges and consumption (variable) charges
 - Capacity charges reflect the cooling capacity (in RT) reserved for the customer and are generally fixed, subject to escalation based on country CPI every year
 - Consumption charges recover the cost of cooling consumed. Contractually, any change in variable cost is generally passed through to the customers
- Tabreed’s EBITDA is driven by capacity charges allowing recovery of plant operation cost, corporate overheads and providing a strong return on capital invested



Stable and predictable earnings - ~ 92% of EBITDA arises from capacity charges

Financial Highlights

Income Statement

Unaudited Consolidated Financials (AED m)	Dec 2015	Dec 2014	Variance	%
Revenue	1,172	1,131	41	+4%
<i>Chilled water revenue (94%)</i>	1,103	1,035	68	+7%
<i>Value chain businesses (6%)</i>	69	96	(27)	-28%
Operating cost	(611)	(597)	(14)	+2%
Gross Profit	561	534	27	+5%
<i>Gross profit margin</i>	48%	47%		
Administrative and other expenses	(178)	(160)	(18)	+12%
Profit from Operations	383	374	9	+2%
<i>Operating profit margin</i>	33%	33%		
Net finance costs	(138)	(130)	(7)	+6%
Share of results of associates and joint ventures	99	85	13	+16%
Other gains and losses	4	(1)	5	-450%
Income attributable to non-controlling interests	(3)	(3)	(0)	+8%
Net Profit	345	326	20	+6%
<i>Net profit margin</i>	29%	29%		
EBITDA	545	535	10	+2%
<i>EBITDA margin</i>	46%	47%		

Key Points

- 4% increase in revenues and 5% increase in gross profit, mainly reflects chilled water performance.
- Results of associates and JVs increased by 16%, driven by Qatar Cool and Saudi Tabreed
- Finance costs up by AED 7m, with additional finance cost incurred on the debt raised to finance the MCB repurchase partly offset by 2014 re-financing savings

Stable utility infrastructure business model enables consistent performance with EBITDA margins approaching 50%

Financial Highlights

Financial Position

Unaudited Consolidated Financials (AED m)	Dec 2015	Dec 2014	Variance	%
Fixed Assets	6,766	6,679	87	+1%
Associates and Joint Ventures	714	651	63	+10%
Accounts Receivable	410	467	(57)	-12%
Cash and Short Term Deposits	177	418	(241)	-58%
Other Assets	167	120	47	+39%
Total Assets	8,233	8,335	(102)	-1%
Equity and Reserves	2,453	2,480	(27)	-1%
Mandatory Convertible Bonds – equity portion	1,773	2,450	(678)	-28%
Debt	3,274	2,662	612	+23%
Other Liabilities	733	742	(9)	-1%
Total Liabilities and Equity	8,233	8,335	(102)	-1%

Key Points

- Growth in fixed assets represents continuing investment in Dubai Parks and Resort plant and other projects under construction
- Capital structure optimisation achieved via repurchase of MCBs and replacement with new debt
- Reduction in equity is due to payment of 5 fils dividend paid to all shareholders in April
- Assets held for sale represents one of our value chain subsidiaries in UAE and plot of land in Oman

Balance sheet continues to show strength and positions Tabreed well for further growth

Financial Highlights

Cash flow Statement

Unaudited Consolidated Financials (AED m)	Dec 2015	Dec 2014	Variance	%
Profit from Operations	383	374	9	+2%
Finance lease amortisation	42	35	7	+21%
Depreciation	120	126	(6)	-5%
Working capital and other adjustments	60	14	46	+318%
Net cash flows from Operating Activities	605	549	56	+10%
Capital expenditure incurred	(278)	(231)	(47)	+21%
Deposits placed with Banks	253	(253)	505	-200%
Dividends and interest income received	35	38	(3)	-8%
Net cash flows from Investing Activities	9	(446)	455	-102%
Principal and interest payments on loans	(324)	(451)	(66)	+25%
MCB cash coupon paid	(104)	(121)	17	-14%
Dividend paid to shareholders	(174)	(33)	(141)	+426%
Others	16	(4)	212	-108%
Net cash flows from Financing Activities	(586)	(609)	23	-4%
Net Movement in Cash and Cash Equivalents	28	(505)	533	-106%
Cash and Cash Equivalents at 31 December	194	165	28	+17%

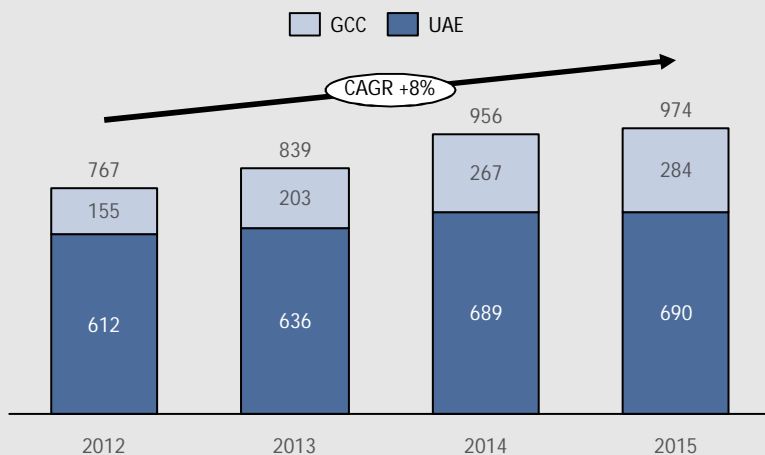
Key Points

- Operating cash flows are higher in 2015 due to regularization of payments following finalisation of a major contract amendment with a Government customer in 2014
- Financing activities include dividends for the year 2015 and the MCB repurchase funded by new bank debt
- Investment activities reflect AED 278m of capex incurred on ongoing projects in UAE and Oman

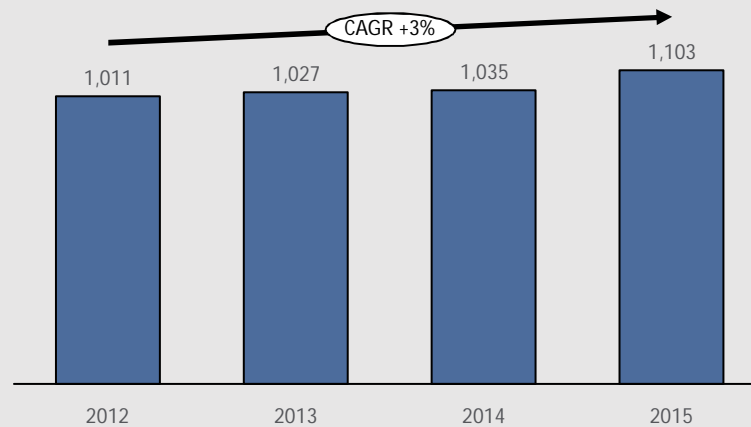
Strong cash flow generation from long term price certain contracts enabling investment in growth

Chilled Water Performance 2015

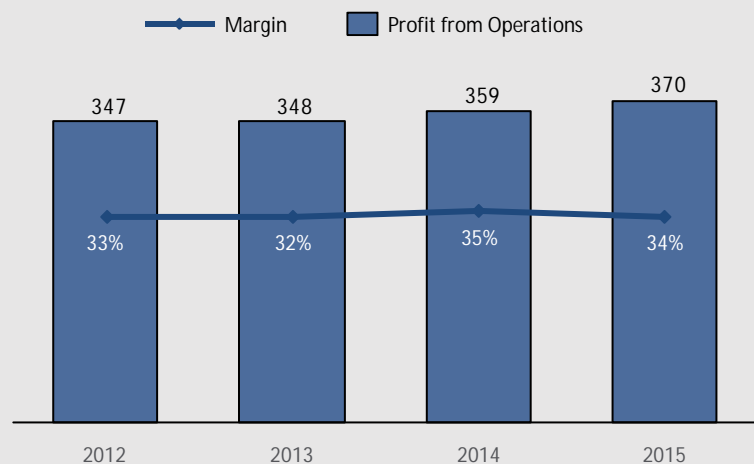
Gross Capacity (kRT)



Chilled Water Revenue (AED m)



Chilled Water Profit From Operations (AED m)



Chilled Water Geographical Breakdown (AED m)

	UAE	Qatar	KSA	Other GCC	Total
Revenue	1,060	-	-	43	1,103
Operating Costs	(545)	-	-	(32)	(577)
Gross Profit	515	-	-	11	526
Gross Profit Margin	49%	-	-	26%	-
Profit from Operations	366	-	-	4	370
Share of Results of Associates	24	47	28	-	99

UAE is the foundation for consistent performance with exciting opportunities in GCC to materialize

Debt Portfolio

- Tabreed's current gearing is 44% (debt: debt + equity), approaching global utility peers
- 95% of Tabreed's debt is denominated in AED, with the balance in USD and OR, in line with cash flow generation profile
- Virtually all the debt is floating rate with 53% of total debt hedged into fixed rates
- Weighted average loan life is 5.2 years, with 64% of the debt portfolio maturing in 2021

Debt position (AED in millions)

Borrower	Type	Amount (AED m)	Undrawn amount (AED m)	Currency	Interest	Hedging (%)	Maturity
Tabreed	Term loan	2,895	-	AED	EIBOR + margin	55	2021
Tabreed	Revolver	-	450	AED	EIBOR + margin	-	2021
Bahrain DC Company	Term loan	134	-	USD	LIBOR + margin	-	2019
Tabreed Oman	Term loan	33	5	OR	Fixed	100	2024
Total		3,062	455			53	

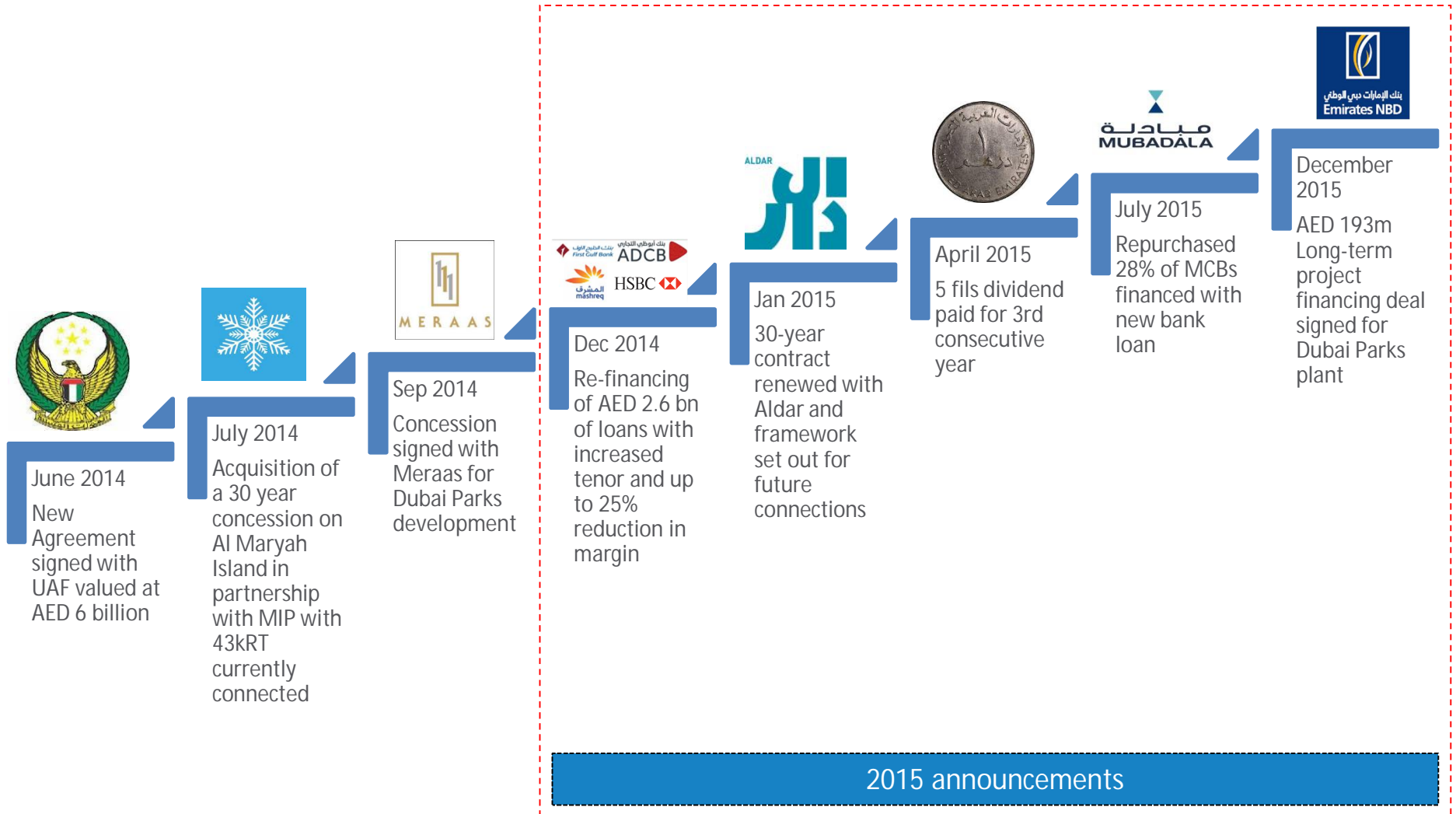
Manageable debt portfolio with major repayments due in 2021



Agenda

- A | Introduction and Performance Highlights – Jasim Thabet, CEO
- B | Financial Results – Steve Ridlington, CEO
- C | Conclusion – Jasim Thabet, CEO

Key Recent Developments



Tabreed has achieved significant business and investors objectives in the past 18 months

In Conclusion

Why District Cooling

- Air conditioning is a critical part of the GCC infrastructure
- District Cooling enables a 50% reduction in energy consumption, carbon footprint and state subsidies
- District Cooling is 16% cheaper than conventional cooling

Why Tabreed

- One of the largest district cooling companies in the world
- Track record of delivering infrastructure projects on time
- Proven operations track record and industry leading O&M team
- Long-term, stable, price certain contracts with guaranteed returns
- Over 50% of UAE capacity contracted to Government entities

Robust Financial Results

- 2015 Net Profit of AED 345m, up 6% on 2014 and growing at 12% annually since 2012
- Strong cash generating ability, sufficient to fund growth capex and dividends
- Group EBITDA of AED 545m and operating cash flows of AED 605m allowing for investment in new projects and increasing dividend payout

Core Business Focus Delivering Value

- Focus on Chilled Water leading to enhanced value from existing plants while maximizing operational efficiencies
- Stable utility business model ensure consistent results
- Investing in sanctioned projects on “take or pay” billing basis to reduce real estate risk
- Project financing new plants to reduce equity capital and increase shareholder returns

Delivering growth

- GCC economies continue to grow and district cooling is a vital component of economic growth
- Over 200 kRT increase in contracted capacity since 2012 and a further ~100 kRT of fully contracted capacity currently under construction in UAE (Dubai Parks and others), Qatar and Oman
- Agreement signed with Qatar Railways to provide cooling to 7 metro stations in Doha starting 2019



Questions

IR Contacts

Faisal Tahir Bhatti
Senior Analyst

Tel: +971 2 2020336
Email: FBhatti@tabreed.ae

Ahmed Al Nowais
Senior Manager

Tel: +971 2 2020333
Email: AAlnowais@tabreed.ae
